

LANDSCAPE CONCEPT DESIGN  
16 WHIRRAKEE COURT MOAMA

LEGEND












 **TURF -**  
QUALITY TURF SUCH AS SIR WALTER  
WITH 75MM  
TOP SOIL UNDERLAY

 **EXPOSED AGGREGATE**  
TO DRIVEWAY &  
300mm MULLING STRIPS,  
(REFER TO WORKING  
DRAWING FOR  
LOCATIONS)

 **COMPACTED GRAVEL**  
SUCH AS GRANITE SAND WITH  
BIDIM UNDERLAY

 **PAVING**  
BRICK IN HERRINGBONE  
PATTERN 45°

 **GARDEN BED- STEEL EDGES**  
QUALITY MULCH SUCH AS PINE  
FINES @ 75MM DEPTH TO ALL GARDEN  
BEDS

Image	ID	Qty	Common Name	Botanical Name	Scheduled	Mature Height	Mature Spread	Remarks
<b>Trees</b>								
	AcSc	5	Lillypilly	Acmena smithii 'Cherry surprise' (pbr)	200mm	1.5m	1m	
	AgFb	9	Willow myrtle 'Burgundy'	Agonis flexuosa 'Burgundy'	300mm	5 - 10m	3.5 - 6m	
	BrRu	1	Bottle Tree	Brachychiton rupestris	100L	15 - 20m	6 - 10m	
	CaFo	1	Forest Pansy Redbud	Cercis canadensis 'Forest Pansy'	300mm	3 - 5m	3 - 5m	
	EuCa	12	Gungah, Silver Princess	Eucalyptus caesia	400mm	15 - 20m	6 - 10m	
	EuFr	3	Red flowering gum	Eucalyptus ficifolia 'Summer Red'	25L	4 - 6m	3.5 - 6m	
	EuEd	5	Yellow Gum	Eucalyptus leucoxylon 'Euky Dwarf'	300mm	25 - 30m	3.5 - 6m	
	OeEu	6	Olive	Olea europaea	200mm	10 - 15m	3.5 - 6m	
	SySn	17	Straight and Narrow(tm)	Syzygium 'Straight and Narrow'	250mm	5 - 10m	3.5 - 6m	
	TrLi	10	Water Gum Luscious	Tristanopsis laurina Luscious ®	400mm	5 - 10m	3.5 - 6m	
	WaFs	12	Weeping Lily Pilly	Waterhousea floribunda Sweeper®	400mm	5 - 10m	3.5 - 6m	
	ZeSe	4	Japanese Zelkova	Zelkova serrata 'Green Vase'	400mm	20 - 25m	10 - 15m	
<b>Shrubs</b>								
	AlMa	4	Elephant's Ear, Cunjevoi	Alocasia macrorrhiza (Alocasia macrorrhizos)	200mm	0.9 - 1.5m	1.2 - 2.0m	
	BaBc	14	Banksia 'Birthday Candles'	Banksia 'Birthday Candles'	140mm	0.45 - 0.60m	1.2 - 2.0m	
	CoAl	70	White Correa	Correa alba	200mm	0.9 - 1.5m	0.9 - 1.2m	
	DoPa	7	Spear Lily	Doryanthes palmeri	300mm	1.5 - 3m	1.2 - 2.0m	
	LaBr	24	Cuscuta bush	Leucophyta brownii	140mm	0.75 - 0.9m	1.2 - 2.0m	
	MyPa	35	Carpet Spreading Myoporum	Myoporum parvifolium	140mm	0.45 - 0.6m	0.9 - 1.2m	
	PaEd	3	Grafted black Passionfruit Nellie Kellee	Passiflora edulis		1.5 - 3m	2.0 - 3.5m	
	StJu	4	Bird Of Paradise - leafless	Strelitzia juncea	300mm	0.9 - 1.5m	0.9 - 1.2m	
	WeBg	24	Coastal Rosemary	Westringia Blue Gem (tm)	200mm	0.9 - 1.5m	0.9 - 1.2m	
	WoMu	52	Mundi Rosemary	Westringia Mundi	140mm	0.9 - 1.5m	0.9 - 1.2m	
<b>Ground Covers</b>								
	Cgsl	20	'Cousin It'	Casuarina glauca 'Cousin It'	200mm	Height	0.9 - 1.2m	
	DiRe	31	Kidney Weed	Dichondra repens	100mm	0.0 - 0.3m	0.9 - 1.2m	
	SeMa	17	Blue Chalk Sticks	Senecio mandraliscae	140mm	0.0 - 0.3m	0.9 - 1.2m	
<b>Grasses</b>								
	DiLi	85	Paroo Lily, Blue Flax-lily	Dianella caerulea Little Jess (tm)	140mm	0.45 - 0.6m	0.3 - 0.6m	
	DiTa	93	Paroo Lily, Blue Flax-lily	Dianella tasmanica Tasred®	140mm	0.45 - 0.6m	0.3 - 0.6m	
	LoLi	174	Spiry-headed mat rush	Lomandra longifolia 'Tanika'	140mm	0.45 - 0.6m	0.6 - 0.9m	
	PeAn	54	Fountain Grass	Pennisetum alopecuroides Nafray®	140mm	0.6 m	0.6 m	
<b>Climbers</b>								
	VvVi	4	Ornamental Grape	Vitis vinifera	200mm	5 - 10m	3.5 - 6m	
<b>Total</b>	<b>800</b>							

700mm HIGH STONE CLAD WALL  
WITH A LARGE NUMBER '16'  
MOUNTED TO ONE SIDE

2-Eucalyptus leucoxylon 'Euky Dwarf'

93-Dianella tasmanica Tasred®

5-Eucalyptus caesia

FRAME VIEW TO STREET

20-Dianella caerulea Little Jess (tm)

49-Lomandra longifolia 'Tanika'

22-Pennisetum alopecuroides Nafray®

21-Correa alba

35-Myoporum parvifolium

1-Doryanthes palmeri

24-Westringia Blue Gem (tm)

3-Agonis flexuosa 'Burgundy'

CONCRETE BUFFER

NEIGHBOUR 2.4M FROM BOUNDARY

TALL PLANTS HERE?

BIN STORE?

3-Agonis flexuosa 'Burgundy'

3-Doryanthes palmeri

CLOTHES LINE

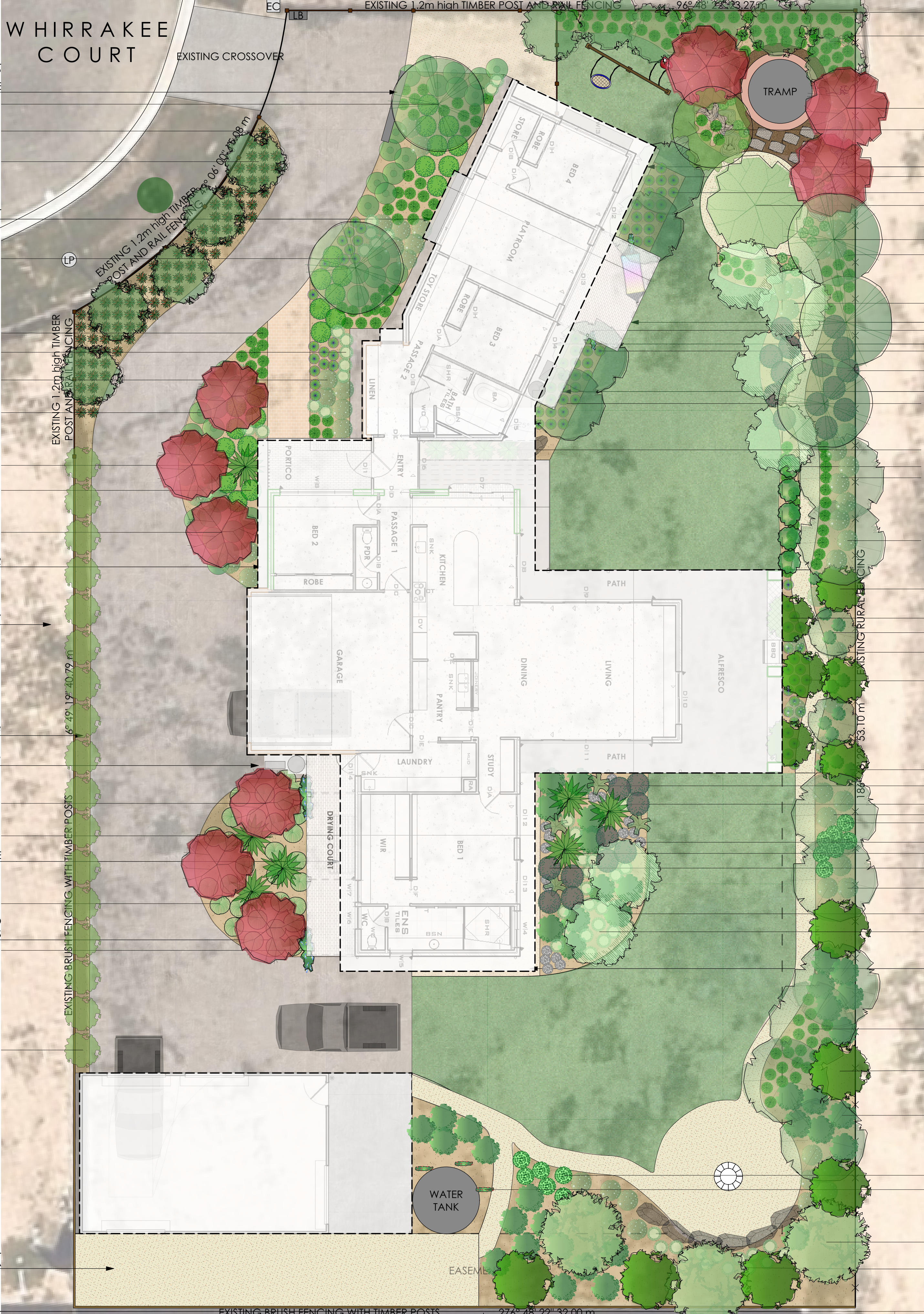
31-Dichondra repens

STEEL PERGOLA WITH CLIMBING PLANT TO  
SHADE WINDOWS

2-Vitis vinifera

17-Syzygium 'Straight and Narrow'

COMPACTED GRANITIC GRAVEL  
TO SERVICE AREA



- 7-Eucalyptus caesia
- 61-Lomandra longifolia 'Tanika'
- 3-Agonis flexuosa 'Burgundy'
- 1-Brachychiton rupestris
- COMPACTED GRANITIC GRAVEL PATHWAY  
BUFFER AGAINST HOUSE
- 20-Casuarina glauca 'Cousin It'
- 18-Dianella caerulea Little Jess (tm)
- 1-Cercis canadensis 'Forest Pansy'
- 3-Eucalyptus leucoxylon 'Euky Dwarf'
- 43-Lomandra longifolia 'Tanika'
- 4-Olea europaea
- STEEL PERGOLA WITH CLIMBING PLANT
- 2-Vitis vinifera
- CONCRETE PATHWAY BUFFER AGAINST HOUSE
- 23-Dianella caerulea Little Jess (tm)
- 14-Leucophyta brownii
- STEEL PERGOLA WITH CLIMBING PLANT TO SCREEN HWS
- 4-Zelkova serrata 'Green Vase'
- 4-Alocasia macrorrhiza (Alocasia macrorrhizos)
- 5-Acmena smithii "Cherry surprise" (pbr)
- 2-Tristanopsis laurina Luscious ®
- 26-Correa alba
- 3-Waterhousea floribunda Sweeper®
- 3-Waterhousea floribunda Sweeper®
- 2-Tristanopsis laurina Luscious ®
- 6-Correa alba
- 24-Dianella caerulea Little Jess (tm)
- 13-Westringia Mundi
- 4-Strelitzia juncea
- 18-Pennisetum alopecuroides Nafray®
- 6-Tristanopsis laurina Luscious ®
- 7-Banksia ' Birthday Candles'
- 17-Senecio mandraliscae
- 3-Doryanthes palmeri
- 10-Leucophyta brownii
- 17-Correa alba
- 11-Westringia Mundi
- 2-Olea europaea
- COMPACTED GRANITIC GRAVEL PATHWAY  
BUFFER AGAINST HOUSE
- 21-Lomandra longifolia 'Tanika'
- 6-Waterhousea floribunda Sweeper®
- 28-Westringia Mundi
- 7-Banksia ' Birthday Candles'
- 3-Passiflora edulis
- 3-Eucalyptus ficifolia 'Summer Red'
- 14-Pennisetum alopecuroides Nafray®

Outstanding landscape designs and delivering beautiful and sustainable gardens that don't cost the earth.



1300 599 988 - QLD | 1300 599 989 - VIC  
info@thegardenplanners.com.au  
www.thegardenplanners.com.au



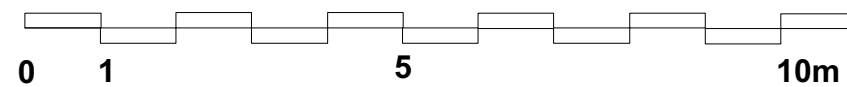
Member of Australian  
Institute of Landscape  
Designers and Manager

PROJECT 16 WHIRRAKEE COURT  
MOAMA NSW 2731

CLIENT LYON

SITE PLAN -

LANDSCAPE PLAN



SHEET 1 / 1

DATE 02.03.2022

JOB NUMBER TGP

SCALE 1:100 @ A1  
1:200 @ A3

LANDSCAPE  
PLAN BY TGP - CT

























NOTES/AMENDMENTS:

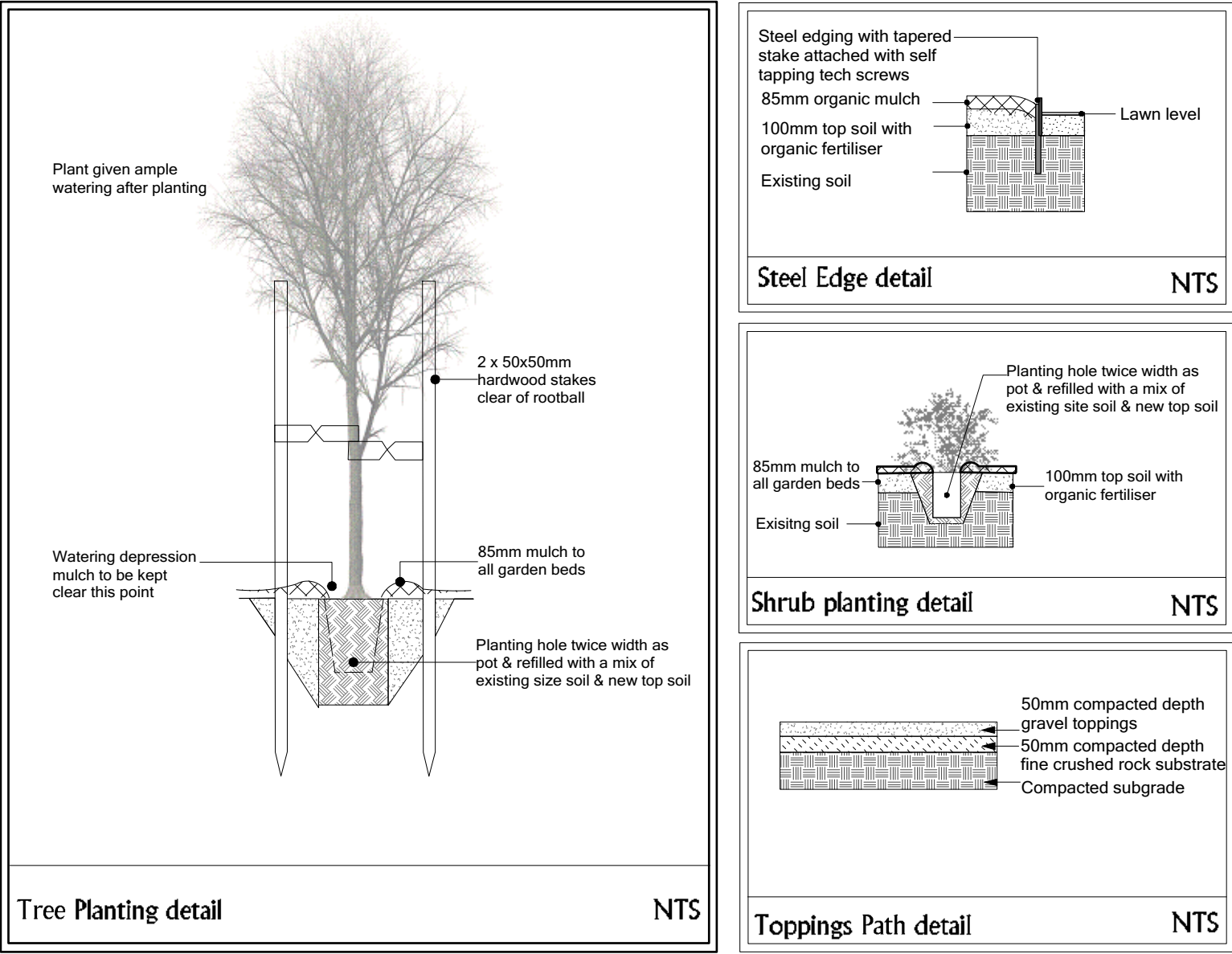
© Copyright reserved in part or whole

DISCLAIMER:  
INFORMATION IN THIS PLAN TO BE USED  
AS A GUIDE ONLY. ALL MEASUREMENTS  
TO BE CHECKED ON SITE AND ADJUSTED  
WHERE NECESSARY. LANDSCAPE CONTRACTOR  
TO DETERMINE FINAL QUANTITIES & MEASUREMENTS  
FOR MATERIALS OR NEED FOR AN ENGINEERS  
SPECIFICATIONS BEFORE COMMENCEMENT OF PROJECT.



SPECIFICATION DETAIL PAGE  
ADDRESS

Plant List								
Image	ID	Qty	Common Name	Botanical Name	Schedule	Mature Height	Mature Spread	Remarks
Trees								
	AcSc	5	Lillypilly	Acmena smithii 'Cherry surprise' (pbr)	200mm	1.5m	1m	
	AgFb	9	Willow myrtle 'Burgundy'	Agonis flexuosa 'Burgundy'	300mm	5 - 10m	3.5 - 6m	
	BrRu	1	Bottle Tree	Brachychiton rupestris	100L	15 - 20m	6 - 10m	
	CeFo	1	Forest Pansy Redbud	Cercis canadensis 'Forest Pansy'	300mm	3 - 5m	3 - 5m	
	EuCa	12	Gungahra, Silver Princess	Eucalyptus caesia	400mm	15 - 20m	6 - 10m	
	EuFa	3	Red flowering gum	Eucalyptus ficifolia 'Summer Red'	25L	4 - 6m	3.5 - 6m	
	EuEd	5	Yellow Gum	Eucalyptus leucosylon 'Euky Dwarf'	300mm	25 - 30m	3.5 - 6m	
	OleU	8	Olive	Olea europaea	200mm	10 - 15m	3.5 - 6m	
	SySn	17	Straight and Narrow(tm)	Syzygium 'Straight and Narrow'	250mm	5 - 10m	3.5 - 6m	
	TrLi	10	Water Gum Luscious	Tristanopsis laurina Luscious ®	400mm	5 - 10m	3.5 - 6m	
	WaFs	12	Weeping Lily Pilly	Waterhouseia floribunda Sweeper®	400mm	5 - 10m	3.5 - 6m	
	ZeSe	4	Japanese Zelkova	Zelkova serrata 'Green Vase'	400mm	20 - 25m	10 - 15m	
Shrubs								
	AlMa	4	Elephant's Ear, Cunjevoi	Alocasia macrorrhiza (Alocasia macrorrhizos)	200mm	0.9 - 1.5m	1.2 - 2.0m	
	BaBc	14	Banksia 'Birthday Candles'	Banksia 'Birthday Candles'	140mm	0.45 - 0.60m	1.2 - 2.0m	
	CoAl	70	White Correa	Correa alba	200mm	0.9 - 1.5m	0.9 - 1.2m	
	DoPa	7	Spear Lily	Dorothyanthus palmeri	300mm	1.5 - 3m	1.2 - 2.0m	
	LeBr	24	Cusson bush	Leucophyta brownii	140mm	0.75 - 0.9m	1.2 - 2.0m	
	MyPa	35	Carpet Spreading Myoporum	Myoporum parvifolium	140mm	0.45 - 0.6m	0.9 - 1.2m	
	PaEd	3	Grafted black Passionfruit Nellie Kellie	Passiflora edulis	140mm	1.5 - 3m	2.0 - 3.5m	
	SLU	4	Bird Of Paradise - leafless	Strelitzia juncea	300mm	0.9 - 1.5m	0.9 - 1.2m	
	WeRo	24	Coastal Rosemary	Westringia Blue Gem (tm)	200mm	0.9 - 1.5m	0.9 - 1.2m	
	WeMu	52	Mundi Rosemary	Westringia Mundi	140mm	0.9 - 1.5m	0.9 - 1.2m	
Ground Covers								
	Cgci	20	'Cousin It'	Casuarina glauca 'Cousin It'	200mm	Height	0.9 - 1.2m	
	DirE	31	Kidney Weed	Dichondra repens	100mm	0.0 - 0.3m	0.9 - 1.2m	
	SeMa	17	Blue Chalk Sticks	Senecio mandraliscae	140mm	0.0 - 0.3m	0.9 - 1.2m	
Grasses								
	DicJ	85	Paroo Lily, Blue Flax-lily	Dianella caerulea Little Jess (tm)	140mm	0.45 - 0.6m	0.3 - 0.6m	
	DITL	93	Paroo Lily, Blue Flax-lily	Dianella tasmanica Tasred®	140mm	0.45 - 0.6m	0.3 - 0.6m	
	LoL	174	Spiry-headed mat rush	Lomandra longifolia 'Tanika'	140mm	0.45 - 0.6m	0.6 - 0.9m	
	PeAn	54	Fountain Grass	Pennisetum alopecuroides Natray®	140mm	0.6 m	0.6 m	
Climbers								
	VViV	4	Ornamental Grape	Vitis vinifera	200mm	5 - 10m	3.5 - 6m	
Total		800						



SITE SPECIFICATIONS

All dimensions to be checked on site. Contractors to abide by all current Australian Standards and local site regulations. All services to be screened from thoroughfare & neighbouring properties. Any existing street trees must be retained & protected during construction.

**DRAINAGE**  
Ensure all areas are adequately drained. Gardens must fall away from buildings and paving.  
Landscape & builder to assess and improve drainage where necessary including locating & installing site pits and connecting to stormwater. Service pits and manholes to be exposed, free draining and non-ponding.

**IRRIGATION**  
By owner, drip irrigation recommended with a minimum 6 station controller. Gardens & lawns to be on separate single solenoides.

**EDGING**  
**TREATED TIMBER:**  
Garden edging to be 30mm H4 CCA treated timber buried to half width underground & secured with hardwood stakes @ 1.2m centres.

**STEEL:**  
Such as formboss or link edge laid per manufacturers specifications.

**SPADE EDGE:**  
Cut a vertical 90 degree edge into the turf/lawn just along the garden edge, about 7-10cm deep.  
Then a back cut is made with a horizontal shovel, at a 45 degree angle to meet the bottom of the first cut. Dispose of the cut turf/sod to reveal edge.

**PAVED EDGES:**  
Used red brick on mortar

**GARDEN BEDS**  
Landscape to assess the condition of the soil and cultivate to minimum: 150mm min. for groundcovers 300mm min. for shrubs 500mm for trees or 2x rootball.  
Soil to be imported topsoil to comply with AS 4419:2003. Quality Pine Mulch to be added at a depth of 100mm. Mulch must be contained and not flow into waterways, garden beds should be less than 1:3 grade.

**PLANTS**  
All plants must be of premium quality, free from pests, weeds and diseases and any damage. Plants to be established but not pot bound.

**GENERAL NOTES**  
Landscape contractor to obtain underground service information from principle builder and ensure no damage is done to underground services. This is a concept only. TCF will not be held accountable for any damages. Principle contractor to ensure the site is completely cleaned up upon project completion.  
All pool fencing shall be min. 1200mm high and in accordance with as 1926.1 2012. All services to be screened from roads & neighbour.



Olea Europaea



Brachychiton 'GLD Bottle Tree'



Eucalyptus 'Silver Princess'



Eucalyptus 'summer red'



Waterhousea 'Sweeper'



'Cherry Surprise' (pbr)



Agonis 'Burgundy'



Zelkova 'Green Vase'



Tristanopsis 'Luscious'



Syzygium 'straight and narrow'



Cercis can. 'Forest Pansy'



Alocasia macrorrhiza



Correa alba



Banksia 'Birthday Candles'



Doryanthus excelsa 'Gyma Lily'



Stelitzia Juncea



Leucophyta brownii



Westringia Mundi



Myoporum Parvifolium



Eucalyptus 'Euky Dwarf'



Dianella 'Little Jess'



Lomandra 'Tanika'



Dianella 'Tas red'



Vitis vinifera-Ornamental Grape



Westringia 'Blue Gem'



Casuarina 'Cousin It'



Senecio mandraliscae



Dichondra Repens

Outstanding landscape designs and delivering beautiful and sustainable gardens that don't cost the earth.



1300 599 988 - QLD | 1300 599 989 - VIC  
info@thegardenplanners.com.au  
www.thegardenplanners.com.au



Member of Australian  
Institute of Landscape  
Designers and Manager

PROJECT

CLIENT

SITE PLAN

LANDSCAPE  
SPECIFICATIONS

SHEET 2/2

DATE

JOB NUMBER

LANDSCAPE  
PLAN BY

NOTES/AMENDMENTS:

© Copyright reserved in part or whole

DISCLAIMER:  
INFORMATION IN THIS PLAN TO BE USED  
AS A GUIDE ONLY. ALL MEASUREMENTS  
TO BE CHECKED ON SITE AND ADJUSTED  
WHERE NECESSARY. LANDSCAPE CONTRACTOR  
TO DETERMINE FINAL QUANTITIES & MEASUREMENTS  
FOR MATERIALS OR NEED FOR AN ENGINEERS  
SPECIFICATIONS BEFORE COMMENCEMENT OF PROJECT.